

# U48-4

KUBOTA MINI EXCAVATOR




# UPGRADED PERFORMANCE

## Powerful & Versatile

Combining the power for demanding jobs and the versatility to work in any condition, the Kubota U48-4 is ready to take on any challenge. This advanced 4.7 tonne machine is designed with excellent stability to work efficiently even where space is confined. Versatility is greatly enhanced with two auxiliary circuits as standard\* and precise oil flow control. With upgraded digging and lifting power and smoother travel performance, this Kubota truly has it all.

\*For Types L and M.



### Kubota Original Direct Injection Engine

The U48-4 is powered by Kubota's impressive 40.5 PS direct injection engine. Engineered with the power to maximise digging and lifting performance, it also delivers minimised noise and vibration.

### Zero-tail swing

Kubota's zero-tail swing is a pivotal advancement in mini excavators. Unmatched power, worry-free 360° swivel and excellent stability mean there are no limits to what you can accomplish, especially in tight spaces.

## Load Sensing Hydraulic System

Kubota's improved 1-pump load sensing hydraulic system ensures smoother operation, regardless of load size. It allows hydraulic oil to flow according to the specific range of the operator's lever motion.

## Auto-shift

The auto-shift system enables automatic travel shift from high to low depending on traction effort and terrain. This gives smoother operations when dozing and turning.

## Enhanced Digging Force

The U48-4 delivers an impressive bucket digging force of 3,360 kgf. Its powerful and well-balanced arm and bucket allow the operator to dig faster and more efficiently even in the toughest conditions.

## Optimised Site Cleaning

The dozer blade is heightened up to 410 mm, and the gap between the blade and the bucket edge is optimised. This enables easier site cleaning and levelling.



\* Boom anti-drop valve is option.



## Increased Boom Lifting Force

The U48-4 features an improved boom lifting force.

## Versatile Control

Two auxiliary circuits (SP1 and SP2\*) come standard on the U48-4. The maximum oil flow settings of both circuits are conveniently adjustable from the digital panel. No additional tools or complex manual adjusting procedures are necessary.

\*For Types L and M.

# DELUXE INTERIOR

## Spacious & Comfortable

On the U48-4, your comfort truly comes first. The luxurious cabin features a deluxe seat and a wider entrance which enables easier entrance and exit to and from the cabin. The Roll-over Protective Structure (ROPS) and Operator Protective Guard (OPG, ISO10262) maximise safety. Operability is greatly enhanced with more easy-to-use features than ever before.



## Easy Operation

### A. Wrist Rest

A thoughtfully designed wrist rest enhances operation and reduces operator fatigue.

### B. Proportional Flow Control Of Auxiliary Circuits (SP1 and SP2\*)

Convenient thumb-operated switches allow the operator easy

proportional flow control of SP1 and SP2.

\*SP2 is standard for Types L and M.

### C. Constant Oil Flow Switch (SP1)

A forefinger-operated on/off switch enables simple operation of special applications that require a constant oil flow.

## Air Conditioning\*

The overall air circulation in the cabin has been improved, thanks to a stronger cooling/heating unit and the positioning of six vents around the operator to offer better all-round comfort.

\*A/C is standard for Type L.



## New Digital Panel

Following the excellence of Kubota's Intelligent Control System, the new digital panel puts convenience at the operator's fingertips. Featuring easier button operation, the user-friendly digital panel is positioned to the front right corner of the operator. This operator-facing wider display greatly improves visibility. With easier access, simpler settings, easy-to-read indicators and alerts, you'll always be aware of the excavator's functioning status.



### Operation History Record

An operation history is automatically recorded on the U48-4. You can trace back up to 90 days of the machine's usage dates by simply checking the built-in calendar.



**Standard Mode**



**Service Interval Information**



**Warning Mode**

- a. Hour Meter
- b. Water Temperature
- c. Clock
- d. Fuel Level
- e. Engine RPM



**MAX. AUX Oil Flow Setting (SP1 and SP2)**



**Ignition Key Removal Alert**



**Anti-theft Immobilizer Activation LED Alert**



**Operation History Record**

### Attachment Icons



**AUX**



**Tilt Bucket**



**Breaker**



**Clamshell**



**Auger**



**Grapple**



**Rotary Grapple**



**Brush Cutter**

### Attachment Icons

You can programme up to five maximum oil flow settings corresponding to specific attachments into memory on the digital panel. Programmed settings can be quickly retrieved for the next job. The system comes with eight pre-installed attachment icons.

### Kubota Original Anti-theft System

Your U48-4 is protected by Kubota's industry-leading anti-theft system. Only programmed keys will enable the engine to start up. Attempting to start with an un-programmed key will activate the alarm. Newly enhanced features include an alert to remind the operator to extract the key after operation, and an LED alert to prevent potential theft.



# EASY MAINTENANCE

## Accessible & Convenient


Although your Kubota excavator is state-of-the-art, its maintenance doesn't get much easier. Thanks to the full-opening rear and right side bonnets, engine, control valves and various components are accessible for easy inspection and repair.




## One-sided Engine Maintenance

Kubota has made routine maintenance extremely simple by consolidating primary engine components onto one side for easier access. Engine and other vital components can be inspected quickly and easily.

- A. Air Cleaner**
- B. Air Cleaner Indicator**
- C. Water Separator**
- D. Fuel Filter**
- E. Starter Motor**
- F. Alternator**



## Side Bonnet Features



## Standard Equipment

### Safety System

- Engine start safety system on the left console
- Travel motor with disc brake
- Swivel motor with disc brake
- Kubota original anti-theft system

### Working Equipment

- Auxiliary hydraulic circuits (SP1 and SP2\*) piping to the arm end \*For Types L and M.
- 2 working lights on cabin and 1 light on the boom
- 1450 mm arm

### Cabin

- ROPS (Roll-over Protective Structure, ISO3471)
- OPG (Operator Protective Guard) Level1
- Weight-adjustable full suspension seat
- Seatbelt
- Hydraulic pilot control levers with wrist rests
- Travel levers with foot pedals
- Air conditioning \*For Type L
- Cabin heater for defrosting and demisting
- Emergency exit hammer
- Front window power-assisted with gas damper
- 12V power source
- 2 speakers and radio aerial
- Location for radio

- Side/Rear mirrors (left, right and rear)
- Cup holder

### Engine/Fuel System

- Double-element air filter
- Electric fuel pump
- Auto idling system
- Water separator with drain cock

### Undercarriage

- 400 mm rubber track
- 1 x upper track roller
- 4 double-flange track rollers on each track
- 2-speed travel switch on dozer lever
- Two-speed travel with auto-shift

### Hydraulic System

- Pressure accumulator
- Hydraulic pressure checking ports
- Straight travel circuit
- Third line hydraulic return
- Load-sensing hydraulic system
- Adjustable maximum oil flow on auxiliary circuits (SP1 and SP2\*) \*For Types L and M.
- Double auxiliary circuit for accessories
- Auxiliary switch (SP1) on right control lever
- Auxiliary switch (SP2) on left control lever
- \*For Types L and M.

## Optional Equipment

### Undercarriage

- 400 mm steel track (+ 100 kg)

### Safety System

- Anti-drop valve unit (boom, arm and dozer)
- Bracket and harness for beacon light

### Others

- Special paint upon request

## Standard Equipment For Each Type

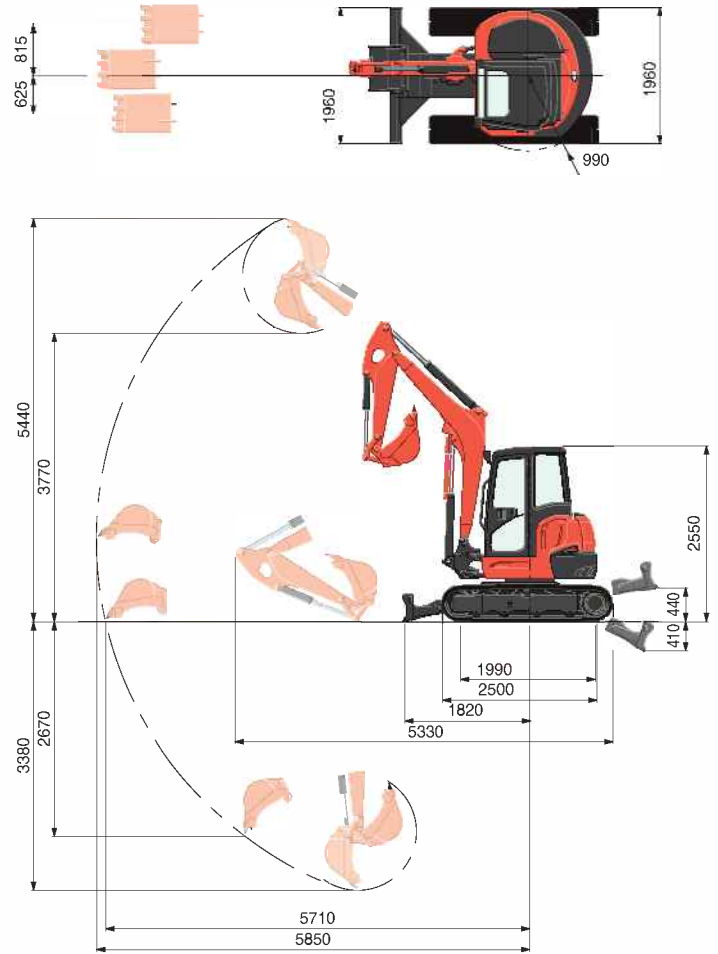
Type	Air conditioning	AUX SP1/SP2
L	●	● / ●
M	-	● / ●
S	-	● / -

# SPECIFICATIONS

\*Rubber shoe type/JPN bucket

Operating weight (cabin/with 115 kg bucket)		kg	4775	
Bucket capacity, std. SAE/CECE		m <sup>3</sup>	0.14/0.12	
Bucket width	With side teeth	mm	600	
	Without side teeth	mm	550	
Engine	Model		V2607-DI	
	Type			Water cooled, diesel engine
	Output (ISO 9249 NET)	kW/rpm	28.8/2200	
		PS/rpm	40.5/2200	
	Number of cylinders		4	
	Bore × Stroke	mm	87 × 110	
Displacement		cc	2615	
Overall length		mm	5330	
Overall height		mm	2550	
Swivelling speed		rpm	9.3	
Rubber shoe width		mm	400	
Tumbler distance		mm	1990	
Dozer size (width × height)		mm	1960 × 410	
Hydraulic pumps	P1		Variable displacement pump	
	Flow rate	ℓ/min	118.8	
	Hydraulic pressure	MPa (kgf/cm <sup>2</sup> )	24.5 (250)	
Max. digging force	Arm	kN (kgf)	22.0 (2245)	
	Bucket	kN (kgf)	33.0 (3360)	
Boom swing angle (left/right)		deg	70/55	
Auxiliary circuit (SP1)	Max flow rate	ℓ/min	70	
	Max hydraulic pressure	MPa (kgf/cm <sup>2</sup> )	20.6 (210)	
Auxiliary circuit (SP2)	Max flow rate	ℓ/min	37	
	Max hydraulic pressure	MPa (kgf/cm <sup>2</sup> )	20.6 (210)	
Hydraulic reservoir	tank/full	ℓ	45/79	
Fuel tank capacity		ℓ	68	
Max. travelling speed	Low	km/h	2.8	
	High	km/h	4.9	
Ground contact pressure		kPa (kgf/cm <sup>2</sup> )	27.0 (0.275)	
Ground clearance		mm	310	

# WORKING RANGE



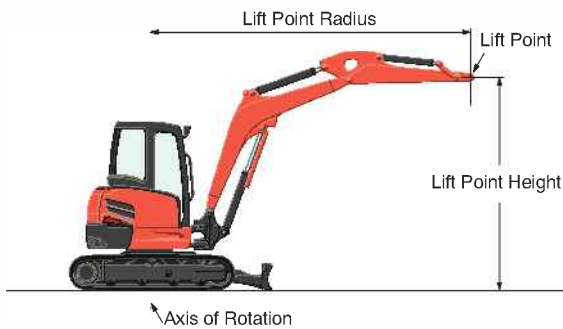
1450 mm arm  
Unit: mm

# LIFTING CAPACITY

Cabin, Rubber version

kN (ton)

Lift Point Height	Lift point radius (min.)			Lift point radius (1.5m)			Lift point radius (2m)			Lift point radius (3m)			Lift point radius (4m)			Lift point radius (max.)		
	Over-front		Over-side	Over-front		Over-side	Over-front		Over-side	Over-front		Over-side	Over-front		Over-side	Over-front		Over-side
	Blade Down	Blade Up		Blade Down	Blade Up		Blade Down	Blade Up		Blade Down	Blade Up		Blade Down	Blade Up		Blade Down	Blade Up	
3m																		
2m																		
1m																		
0m																		
-1m	20.4 (2.08)	20.4 (2.08)	20.4 (2.08)	21.5 (2.19)	22.9 (2.34)	17.5 (1.78)	26.5 (2.70)	22.9 (2.34)	17.5 (1.78)	16.7 (1.70)	10.8 (1.10)	8.9 (0.91)	11.1 (1.13)	7.0 (0.71)	5.9 (0.60)	9.4 (0.96)	6.2 (0.63)	5.3 (0.54)
-2m	36.8 (3.75)	36.8 (3.75)	36.8 (3.75)	29.3 (2.99)	19.9 (2.03)	18.0 (1.83)	19.9 (2.03)	19.9 (2.03)	18.0 (1.83)	12.1 (1.24)	11.1 (1.13)	9.1 (0.93)						
-3m																		



Please note

- \* The lifting capacities are based on ISO10567 and do not exceed 75% of the static tilt load of the machine or 87% of the hydraulic lifting capacity of the machine
- \* The excavator bucket, hook, sling and other lifting accessories are not included on this table
- \* Standards EN474-1 and EN474-5 require the machine to be fitted with a safety valve on the boom cylinder and an overload warning buzzer for object handling operations

- \* Working ranges are with Kubota standard bucket, without quick coupler
- \* Specifications are subject to change without notice for purpose of improvement

★ All images shown are for brochure purposes only.

When operating the excavator, wear clothing and equipment in accordance with local legal and safety regulations.

## KUBOTA EUROPE S.A.S.

19 à 25, Rue Jules - Vercury -  
Zone Industrielle - B.P. 50088  
95101 Argenteuil Cedex France  
Téléphone : (33) 01 34 26 34 34  
Télécopieur : (33) 01 34 26 34 99

## KUBOTA (U.K.) LTD

Dormer Road, Thame, Oxfordshire,  
OX93UN, U.K.  
Phone : (44) 01844-268140  
F a x : (44) 01844-216685

## KUBOTA Baumaschinen GmbH

Steinhauser Straße 100  
D-66482 Zweibrücken Germany  
Telefon : (49) 0 63 32 - 487 - 312  
F a x : (49) 0 63 32 - 487 - 101